

FILL OUT THE BELOW. EMAIL FORM & PHOTOS TO SALES@PENGUINDOOR.COM OR TEXT TO **904-456-7334**

**PLEASE PROVIDE PHOTOS: WHILE TAKING PICTURES PLEASE STAND BACK AS FAR AS POSSIBLE TO SHOW ENTIRE VIEW OF DOOR AND ANY SURROUNDING OBSTRUCTIONS:**

- DOOR CLOSED (INCLUDING WALL)     DOOR OPEN (INCLUDING WALL)     DOOR FROM INSIDE WALK-IN

## JOB INFORMATION

FIRST/ LAST NAME:  STORE NAME/ NUMBER:   
IE: ABC #123

PHONE NUMBER:  CITY/ STATE:

## PLEASE PROVIDE DETAILS OF YOUR EXISTING DOOR

DEPARTMENT  BAKERY  GROCERY  MEAT  DELI  ICE CREAM  PRODUCE  SEAFOOD  OTHER: \_\_\_\_\_

IS IT A COOLER OR FREEZER?

- COOLER     FREEZER

SWING DOOR OR SLIDING DOOR?

- SWING DOOR     SLIDING DOOR

LEFT OR RIGHT HINGE/SLIDE?

- LEFT     RIGHT

PROVIDE THE DIMENSIONS FOR THE **EXISTING DOOR** SIZE.

WIDTH: \_\_\_\_\_ HEIGHT: \_\_\_\_\_

MEASURE THE WALL THICKNESS.

EXISTING WALL THICKNESS: \_\_\_\_\_

RECESSED DOOR OPENING?

- N/A     YES (SEE BELOW)

PROVIDE THE DIMENSIONS FOR THE WIDTH AND HEIGHT OF THE RECESSED OPENING.

WIDTH: \_\_\_\_\_ HEIGHT: \_\_\_\_\_

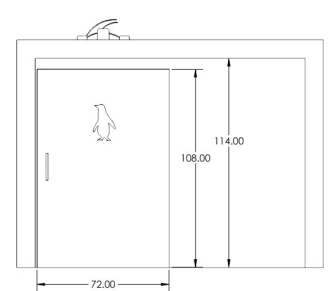
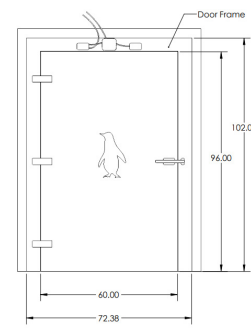
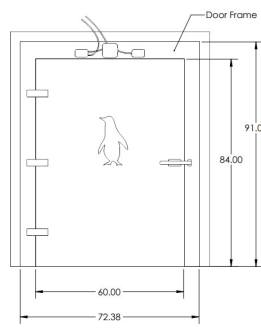
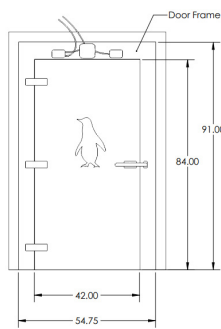
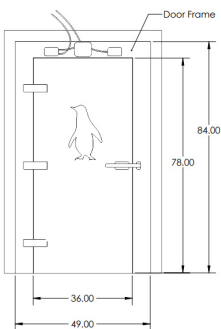
EXISTING RAMP/ STEP-UP:

- N/A     INTERIOR RAMP     EXTERIOR RAMP (HEIGHT: \_\_\_\_\_)     STEP-UP (HEIGHT: \_\_\_\_\_)

## CHOOSE FROM FIVE REPLACEMENT DOOR OPTIONS:

PLEASE CHOOSE THE SIZE OF THE REPLACEMENT DOOR: (CUSTOM SIZES AVAILABLE UPON REQUEST. CALL 904-354-3667)

- 36" X 78" SWING DOOR     42" X 84" SWING DOOR     5X7 SWING DOOR     5X8 SWING DOOR     6X9 SLIDING DOOR



CONVERSION OPTIONS:  CHANGE OF SWING \_\_\_\_\_     SLIDING TO SWING     SWING TO SLIDING     UPSIZE     DOWNSIZE

## PLEASE CHOOSE YOUR ACCESSORIES

THE FOLLOWING ACCESSORIES ARE OPTIONAL ADDITIONS TO YOUR DOOR AND ARE **NOT** INCLUDED IN OUR STANDARD DOOR INSTALLATION. PLEASE BE AWARE THAT EACH ADDITIONAL ACCESSORY WILL BE ITEMIZED ON YOUR QUOTE. YOU HAVE THE FLEXIBILITY TO ADD OR REMOVE THEM BEFORE APPROVING THE QUOTE.

- N/A     DOOR STOP     NEW EXTERIOR RAMP (RAMP HEIGHT: \_\_\_\_\_)     KICKPLATE- EXTERIOR     TRAP RING INSIDE PULL

- LOCKABLE LATCH     HEATED VIEWPORT WINDOW     DOOR WALL WRAP- DIAMOND PLATE

- STRIP CURTAINS \*\*\*\* ALL STRIP CURTAINS ARE 8" WIDE WITH A 50% OVERLAP AND INSTALLED WITH A GALVANIZED WALL MOUNT HEADER.

